



## Print&Cut

Proven cutting functionality supports various output operations

Thanks to the instant-drying nature of UV-curable inks, you can seamlessly perform print & cut operations, expanding your printing possibilities. With just one machine, you can create a wide range of applications, including store decorations, posters, labels, stickers, wobblers and more!

This versatile machine is also equipped with functions to increase efficiency, such as ID cut and zero-margin crop mark functions, which support automatic and continuous cutting of various data while reducing media waste.



Specifications		UCJV330-160	
Print head		On-demand piezo head (2 staggered printheads)	
Print resolution		600 / 1200 / 1800 dpi	
Head gap		3 levels by manual (2.0 mm / 2.5 mm / 3.0 mm)	
Ink	Type	LUS-170 / LUS-175 / LUS-190 / LUS-200 / LUS-210	
	Colour	C, M, Y, K, Lc, Lm, W / C, M, Y, K, Cl, W or C, M, Y, K (will be supported by Winter 2023)	
		LUS-200 C, M, Y, K, W or C, M, Y, K (will be supported by Winter 2023)	
		LUS-190/LUS-210 C, M, Y, K, Cl, W or C, M, Y, K (will be supported by Spring 2024)	
Capacity	1000ml		
Ink circulation		Circulation in damper MCT v2	
Max. Printable width		1,610mm (63.4 in)	
Media	Max. Width	1,620mm (63.8 in)	
	Outer dia.	φ250mm or less	
	Max. Load capacity	Standard : 1 roll / Option : 3 rolls (with the Media changer)	
	Weight	45kg (99.2 lb.) or less	
Cut function	Core dia.	2 / 3 inch	
	Cut speed / acceleration	Speed: Max.300 mm/s	Acceleration: Max. 0.5G
	Cut pressure	10~450gf	
	Cutter response times	10 times /sec	
Repetition accuracy	±0.2 mm (Excluding expansion and contraction of film due to temperature)		
Interface		Ethernet 1000 BASE-T(Recommended) / USB 2.0 Hi-speed	
Power		Single phase AC100 - 120V±10% /12A or Single phase AC200 - 240V±10% /6A 50/60 Hz ±1Hz	
Power consumption		Max.1,440W or less x1 / 800W (Continuous operation) / 4.5W or less (Sleep mode)	
Operational environment	Temperature	20 - 30°C (68-86°F)	
	Humidity	35 - 65% Rh (Non condensing)	
	Guaranteed accuracy temperature	20 - 25°C (68 - 77°F)	
	Dust level	0.15 mg/m <sup>3</sup> or less (Equivalent to general office)	
Dimensions (WxDxH)		2,890mm x 800mm x 1,480mm (113.8 in x 31.5 in x 58.3 in)	
Weight		227kg (500.4 lb)	

Supplies			
Item	Colour	Item code	Remark
LUS-170 UV curable ink GREENGUARD Gold Certified ink	Cyan	LUS17-C-BA	1L bottle
	Magenta	LUS17-M-BA	
	Yellow	LUS17-Y-BA	
	Black	LUS17-K-BA	
	Light Cyan	LUS17-LC-BA	
	Light Magenta	LUS17-LM-BA	
	White	LUS17-W-BA	
LUS-175 UV curable ink GREENGUARD Gold Certified ink	Clear	LUS17-CL-BA	1L bottle
	Cyan	LUS175-C-BA	
	Magenta	LUS175-M-BA	
	Yellow	LUS175-Y-BA	
	Black	LUS175-K-BA	
	Light Cyan	LUS175-LC-BA	
	Light Magenta	LUS175-LM-BA	
LUS-200 UV curable ink GREENGUARD Gold Certified ink	White	LUS175-W-BA	1L bottle
	Clear	LUS175-CL-BA	
	Cyan	LUS20-C-BA	
	Magenta	LUS20-M-BA	
	Yellow	LUS20-Y-BA	
	Black	LUS20-K-BA	
	White	LUS20-W-BA	
LUS-190 UV curable ink GREENGUARD Gold Certified ink	Cyan	LUS19-C-BA	1L bottle
	Magenta	LUS19-M-BA	
	Yellow	LUS19-Y-BA	
	Black	LUS19-K-BA	
	Clear	LUS19-CL-BA	
	White	LUS19-W-BA	
	Clear	LUS19-CL-BA	
LUS-210 UV curable ink GREENGUARD Gold Certified ink	White	LUS19-W-BA	1L bottle
	Cyan	LUS21C-BA	
	Magenta	LUS21-M-BA	
	Yellow	LUS21-Y-BA	
	Black	LUS21-K-BA	
	Clear	LUS21-CL-BA	
	White	LUS21-W-BA	
Maintenance liquid 15 (100ml bottle)		ML015-Z-B1	100ml bottle
Maintenance liquid 15 set		ML015-Z-K1	

### Inks and substrates:

- As physical properties of ink (adhesion, weather resistance etc.) are different depending on media, please be sure to have a print test in advance.
- Depending on the application, primers, other surface treatment or surface protection such as lamination may be necessary.

- Some examples shown in this catalog are artificial renderings. • The corporate and merchandise names in this catalog are the trademarks or registered trademarks of the respective corporations. • Specifications, designs and dimensions shown in this catalog may be subject to change without notice for technical improvements. • Inkjet printers use extremely fine dots, so colors may vary slightly after replacement of print heads. • Also note that when using multiple printer units, colors could vary slightly from one unit to another due to slight individual differences. • Please note that descriptions and data in this catalog are as of September 2023.

### Installation space

UCJV330-160	
Width	3890mm (153.2 in) or above
Depth	2800mm (110.3 in) or above

### Option

Item code	Item
A107162/OPT-J0532	X Slitter Unit
A106689/OPT-J0502	Level foot OPT
A107256/OPT-J0545	Ionizer Unit 160
A107260/OPT-J0549	Static Prevention Sheet Unit 160
A107369/OPT-J0553	Media-edge guide K
A107258/OPT-J0547	Proofing Light Unit 160
A107381/OPT-J0556	Media Changer 160
A107383/OPT-J0558	XY Slitter 160
A107219/OPT-J0540	Deodorizing unit 160
A107385/OPT-J0560	UCJV330 Heater Unit 160

### Support ink set

Item	Colour	Configuration	Remark
LUS-170/LUS-175	4C	MCYK KYCM	1L bottle
	4C + CL + W	MCYK CICI WW	
	6C + W	MCYK LmLc WW	
LUS-200 <small>(will be supported by Winter 2023)</small>	4C	MCYK KYCM	1L bottle
	4C + W	MCYK CICI WW	
LUS-190/LUS-210 <small>(will be supported by Spring 2024)</small>	4C	MCYK KYCM	
	4C + CL + W	MCYK CICI WW	

### Safety notice:

- This product is equipped with UV irradiation equipment. Please pay attention to the following notes in order to use safely.
  - Do not look directly into the UV light source nor place your hand, or expose your skin directly to the UV light source.
  - Depending upon print mode, some VOC emissions from printed parts not yet cured and hardened may occur.
  - In addition, please be sure to read and follow the instructions and guidelines of the manual carefully.

# 330 Series

## UCJV330-160

**Mimaki**  
For SIGN GRAPHICS



Give your creativity a Glow up

**MIMAKI EUROPE BV**  
Stammerdijk 7E, 1112 AA Diemen, The Netherlands  
www.mimakieurope.com | Tel. : +31 20 4627640  
@MimakiEurope

## Mimaki UV Flagship Model for High Image Quality, High Production, and Application Versatility



### UCJV330-160

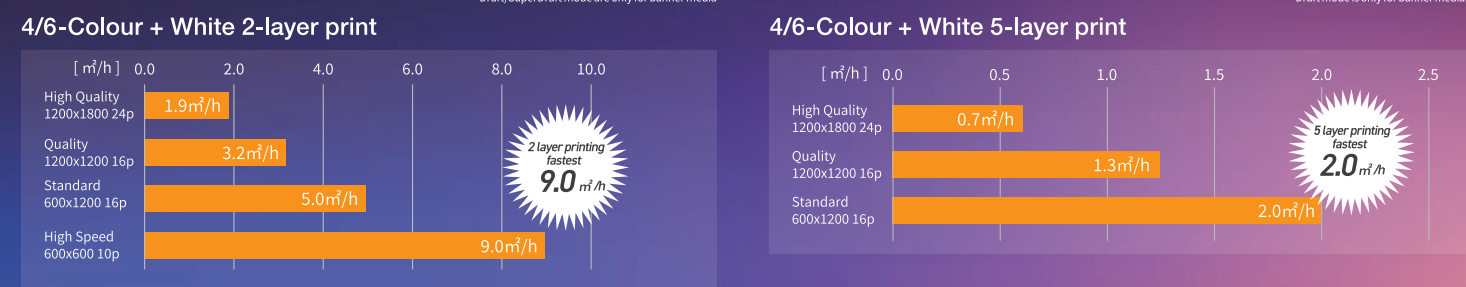

In addition to high image quality and high productivity, this flagship model is equipped with advanced UV-LED technology that only Mimaki can offer. While inheriting the conventional 2 through 5-layer printing functionality, this is Mimaki's first roll-to-roll product that supports 2.5D printing. This machine is equipped with unique features such as watermark printing, made possible only with Mimaki to meet a variety of needs. Take your sign and graphics to the next level with overwhelmingly high image quality for added value to your business.

## No drying time, allowing for fast delivery

UV ink instantly cures and fixes to substrates when exposed to UV light (ultraviolet light). This allows printed substrates to be post-processed immediately after printing, including laminating and cutting. In addition, UV ink does not require a specific surface type and can print on a wide variety of substrates.



## Superior print quality even at high production speed



## Mimaki UV High Image Quality Technology

- Newly developed ink ejection technology delivers high image quality at high production speed
- Mimaki Weaving Dot Technology (MWDT) compensates for differences in the individual print heads and minor adjustment errors to suppress banding.
- Mimaki's unique banding reduction system produces smoother gradients
- High-density, high-definition UV-LED 330 print heads
- Smoother image quality with a minimum droplet size of 4pl

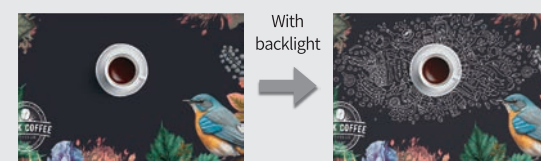
## Expand your creative possibilities and deliver highly profitable print applications with clear ink

### 2.5D Print (Emboss Print)




UCJV330-160 is Mimaki's first roll-to-roll printer to support emboss printing, commonly featured in our flatbed printers. By applying layers of UV ink, the printer can create uneven surface, allowing you to simulate textures found in oil paintings and wood grains.

### Watermark Print



Watermark printing reveals the skeleton image when exposed to backlighting. When illuminated from behind, for example, by sunlight or a backlight, it can create a silhouette. This feature offers the ability to craft unique designs that capture attention.

### Gloss & Matte Finish



Clear ink adds value to your applications. It can bring textural effects to the surface, enhancing the design. A gloss finish imparts a sense of luxury with sheen, while a matte finish provides an elegant, sophisticated aesthetic.

### ARTISTA UV Texture Library



RasterLink7 Software includes 129 texture patterns that can be used as swatches in Adobe Illustrator. Clear ink can be used to add a luxurious frosted privacy screen to office and facility windows.

## Mimaki's UV printers are both user- and environmentally-friendly

### UV Printer is Eco-Friendly

UV printers use UV-LED light sources to cure the inks. These lights have low power consumption and a long lifespan, making them environmentally friendly. The UCJV330 is incredibly energy-efficient, consuming about half the power of a typical eco-solvent printer and conserving one-third of the power compared to a typical latex printer.<sup>1</sup>

In this era of global environmental awareness, reducing energy costs is crucial.

<sup>1</sup> Company research : Comparison of maximum power consumption with latex machines in the market

### Environmentally-friendly UV inks

The UCJV330-160 uses environmentally-friendly UV ink that generates nearly zero VOCs.<sup>2,3</sup> It cures without irradiation of short-wavelength UV light, which causes ozone generation.

#### GREENGUARD Gold Certification

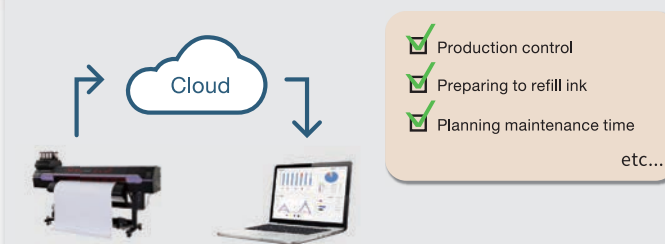
Based on the world's most stringent chemical diffusion standards, the GREENGUARD Gold certification guarantees that the product is suitable for schools and medical institutions.



<sup>2</sup> VOC = Volatile Organic Compound  
<sup>3</sup> Company research : No VOCs are generated after UV curing. A very small amount may occur during the pre-curing stage.

### Mimaki Cloud Technology PICT

The printer's operating status and ink usage can be monitored even when the user is away from the printer. It supports planned operations and lets you see the operational status and performance of Mimaki printers, which can be useful for planning purposes. PICT also enables advanced scheduled maintenance and preparation for ink refills.



### Raster Link 7

2.5D output data can be easily created with the "2.5D Texture Maker" function.

Enhanced favorite settings and log pop-ups.

### Operate machines remotely MRA (Mimaki Remote Access)



## Range of optional items for an enhanced printing experience

<h3>XY Slitter</h3> <p>Inline X &amp; Y-directional cutting is possible. The system reads the dedicated registration marks and automatically cuts the sheets, dramatically reducing labor and optimizing all post-processing.</p>	<h3>Media changer</h3> <p>Three rolls of media can be set. Anyone can easily, safely and efficiently switch between media simply by turning the handle.</p>	<h3>Ionizer</h3> <p>Eliminates static electricity on the media surface, stopping "nozzle deflection" and dust adhesion caused by static electricity.</p>	<h3>Anti-static sheet</h3> <p>Prevents media from sticking, deflection of the media on the post heater, and other media transportation malfunctions caused by static electricity.</p>
<h3>End face guide</h3> <p>Prevents end-face snaking on the media take-up. Stable take-up supports high quality printing.</p>	<h3>Proofing Light</h3> <p>The light box is mounted on the front of the printer, allowing the operator to check the finished product when printing backlit design and decorative substrates.</p>	<h3>Heater Options</h3> <p>Print heater and post heater improves the adhesion of white ink.</p>	<h3>Deodorizing Unit</h3> <p>By attaching a deodorizing unit, it is possible to significantly reduced the odor.</p>